

Market Update

Facilities Services

Q4 2017



FS Stock Highlights

From last quarter:

- LI Facilities Services Index increased 3.3%
- S&P 1500 Environmental and Facilities Services Index increased 4.6%
- S&P 500 Index increased 6.1%
- Facilities Services Enterprise Value / LTM EBITDA multiples increased from 12.0x to 12.6x





LI Facilities Services ("FS") Index Continues to Increase, Up 3.3% This Quarter

About the LI Facilities Services Index

The LI Facilities Services Index is a market cap weighted composite stock index similar to the S&P 500 Index. The index is prepared by first selecting a base period, in this case, Q1 2016, and totaling the market caps of the companies in this period. This period and the total market cap is set to a base index at 100%. Next, the current period's total market cap is calculated, divided

by the base period's total market cap and then multiplied by the base index (100%). The result is the index value used for plotting the Relative Stock Index Performance graph below. A full list of the companies included in the LI Facilities Services Index can be found on page 3. Figures shown below are historically updated to reflect the updated LI Facilities Services Index.

Recent Facilities Services Transactions

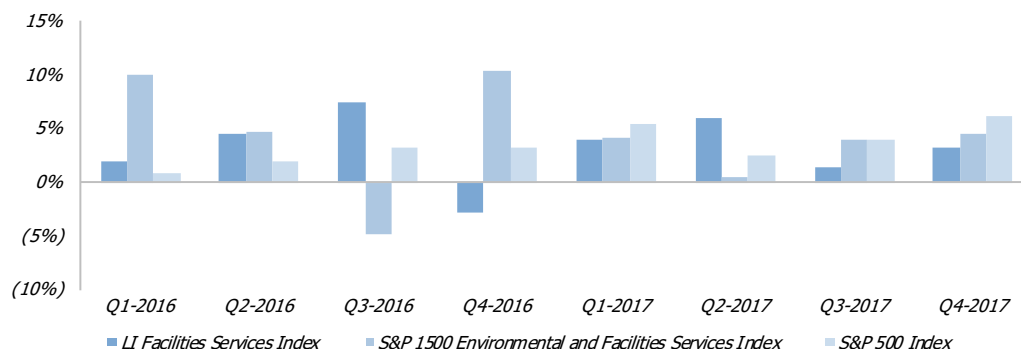


Quarter over Quarter Performance

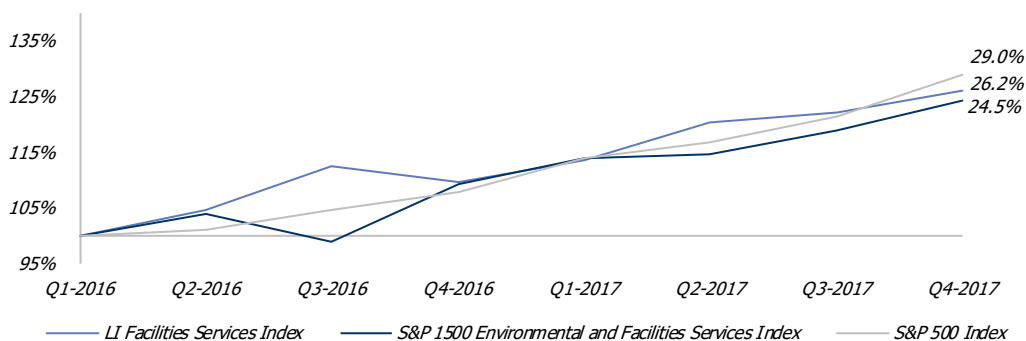
Outperformers	Change	Underperformers	Change
Comfort Systems USA	22.3%	ABM Industries Incorporated	(9.6%)
EMCOR Group	17.8%	Interserve	(19.2%)
Matrix Service Company	17.1%	MITIE Group	(24.5%)

Based on quarter-over-quarter share price performance

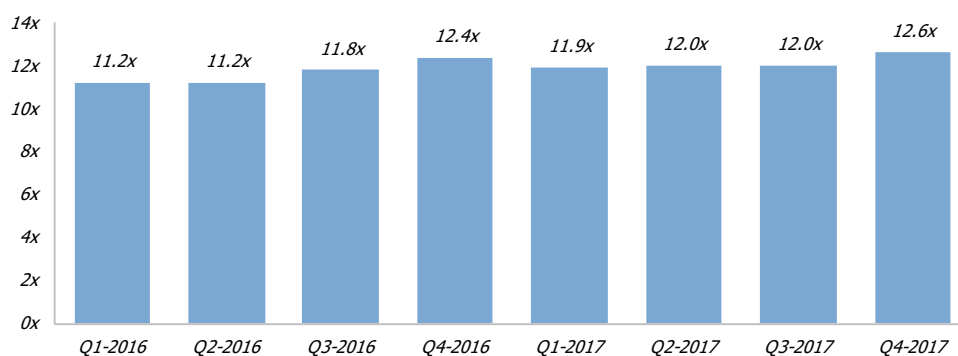
Quarter over Quarter Stock Index Change



Two Year Relative Stock Index Performance



Enterprise Value⁽¹⁾ / LTM EBITDA Multiples



Source: Capital IQ as of 12/30/2017

(1) Enterprise Value is calculated as market capitalization plus total net debt, preferred equity and minority interest

Heard on the Street

1/2/2018: Compass Group, the U.K.-based food and support services provider, has named Dominic Blakemore the Company's new CEO following the death of former CEO, Richard Cousins, on New Year's Eve

12/06/2017: Mitie, the U.K.-based support services group, has abandoned a sale process for its property management business, **Mitie Property Management**, reflecting the Board's view that there is greater shareholder and strategic value in keeping the business

11/16/2017: Sodexo, the French-based food and facilities-management services provider, has facility-management targets in the pipeline

10/20/2017: Unifirst, the Massachusetts-based provider of workplace uniforms and protective workwear clothing, is interested in small to mid-sized acquisition opportunities

LI Facilities Services Index Stock Data

(\$ in millions except per share data)

Company	Current Price	52-Wk High	Market Cap	Enterprise Value	Diluted EPS	LTM Rev	EV/LTM Rev	EV/LTM EBITDA	EV/LTM EBIT	LTM Growth Rev	LTM Growth EBITDA	EBITDA Margin	Net Debt/EBITDA
ABM Industries Incorporated	\$37.72	\$45.12	\$2,471	\$3,587	\$1.34	\$5,454	0.7x	18.1x	27.9x	6.0%	17.5%	3.6%	5.6x
Aramark	42.74	44.12	10,496	15,546	1.49	14,604	1.1x	12.0x	19.2x	1.3%	5.3%	8.9%	3.9x
Cintas Corporation	155.83	163.45	16,591	19,167	4.51	6,004	3.2x	16.1x	20.3x	22.1%	23.5%	19.9%	2.2x
Comfort Systems USA	43.65	44.80	1,614	1,666	1.72	1,719	1.0x	12.3x	16.4x	5.7%	8.3%	7.9%	0.4x
Compass Group	21.63	23.87	34,236	39,111	0.96	30,258	1.3x	13.8x	18.0x	18.5%	21.1%	9.4%	1.7x
EMCOR Group	81.75	84.11	4,808	4,742	3.62	7,624	0.6x	10.6x	13.2x	3.3%	11.1%	5.9%	(0.1x)
FirstService Corporation	70.12	75.54	2,517	2,857	1.23	1,648	1.7x	19.3x	26.7x	16.3%	24.4%	9.0%	1.6x
G4S	3.61	4.63	5,582	7,758	0.24	10,429	0.7x	9.3x	12.0x	12.5%	19.8%	8.0%	2.5x
Interserve	1.29	4.86	187	809	(0.40)	4,233	0.2x	3.2x	5.0x	(1.8%)	(38.2%)	5.9%	2.3x
Johnson Controls International	38.11	44.70	35,268	49,650	1.75	30,172	1.6x	10.9x	14.7x	44.8%	80.5%	15.1%	2.9x
Matrix Service Company	17.80	23.45	476	472	(0.22)	1,126	0.4x	22.2x	nmf	(15.6%)	(68.4%)	1.9%	(0.2x)
MITIE Group	2.61	4.24	942	1,220	(0.22)	2,901	0.4x	nmf	nmf	14.4%	(78.9%)	1.0%	9.5x
Prosegur Compañía de Seguridad	7.87	8.57	4,707	4,936	0.27	5,015	1.0x	8.2x	10.5x	15.6%	24.7%	12.0%	0.2x
Rentokil Initial	4.30	4.58	7,877	9,250	0.48	3,136	2.9x	13.5x	22.6x	24.8%	18.3%	21.9%	1.9x
Rollins	46.53	48.29	10,142	10,029	0.84	1,645	6.1x	30.1x	36.1x	6.1%	8.6%	20.3%	(0.3x)
Securitas	17.49	18.54	6,386	8,119	0.94	11,268	0.7x	11.3x	15.2x	13.0%	11.9%	6.4%	2.4x
ServiceMaster Global Holdings	51.27	52.87	6,923	9,254	1.73	2,879	3.2x	13.9x	16.3x	6.1%	5.4%	23.1%	3.5x
Sodexo	134.55	148.41	19,997	21,874	5.69	24,579	0.9x	11.5x	14.0x	8.9%	21.4%	7.7%	1.0x
Team	14.90	39.70	446	785	(3.78)	1,204	0.7x	nmf	nmf	1.5%	(88.1%)	0.7%	43.1x
UniFirst Corporation	164.90	171.80	3,345	2,995	3.74	1,621	1.8x	11.2x	16.9x	9.4%	4.0%	16.5%	(1.4x)
Mean							1.5x	13.7x	17.9x	10.6%	1.6%	10.2%	4.1x
Median							1.0x	12.2x	16.4x	9.2%	11.5%	8.4%	2.0x

Source: Capital IQ

Note: All values based on publicly available data as of 12/30/2017

M&A Transaction Highlights

(\$ in millions)

Closed	Target	Target Description	Acquirer	Enterprise Value	EV/LTM Rev.	EV/LTM EBITDA
Announced	CBM Managed Services	Provides foodservice, commissary and vending solutions to correctional facilities	Summit Food Service (Elior Group)	-	-	-
Announced	Centerplate	Provides event venue catering and hospitality services	Sodexo	\$675	0.7x	-
Announced	Noralta Lodge	Provides lodging and facilities management services	Civeo Corporation	\$363	2.3x	5.1x
Announced	AmeriPride Services	Provides uniform rental and garment management services	Aramark	\$1,000	1.7x	14.3x
Dec-17	Avendra	Provides procurement services to the hospitality industry	Aramark	\$1,350	-	16.9x
Dec-17	Liquid Environmental Solutions	Provides liquid and non-hazardous waste collection and disposal services	Audax Group	-	-	-
Dec-17	Empire Janitorial Sales & Services	Provides janitorial and building maintenance services	Kellermeyer Bergensons Services	-	-	-
Dec-17	Securus Technologies	Offers technology solutions for investigation, correction and monitoring	Platinum Equity	\$1,500	-	-
Dec-17	Centaur Building Services	Provides commercial cleaning services	ATALIAN Global Services	-	-	-
Dec-17	Suburban Integrated Facilities Resources	Provides cleaning, recycling and other building and mechanical services	ATALIAN Global Services	-	-	-
Nov-17	Vector Disease Acquisition	Provides mosquito control services	Rentokil Initial	-	-	-
Nov-17	ERMC	Offers surveillance and monitoring services	SecurAmerica	-	-	-
Nov-17	CRS Reprocessing	Provides fluid reprocessing management services to manufacturing facilities	Triangle Capital Corporation	\$27	-	-
Nov-17	American Refrigeration Company	Provides industrial refrigeration services	Southfield Capital Partners	-	-	-
Nov-17	Ecolab Equipment Care Business	Provides commercial kitchen repair and maintenance services	Audax Group	-	-	-
Oct-17	The Brock Group	Provides scaffolding, insulation, painting and other general facilities maintenance services	American Industrial Partners	-	-	-
Oct-17	Certified Refrigeration & Mechanical	Provides repair and maintenance services for refrigeration and HVAC equipment	CoolSys	-	-	-
Oct-17	Con-Serv Industries	Provides refuse disposal and material recycling services	EnviroSolutions	-	-	-
Oct-17	FL-based landscaping companies	Provide landscaping services	SCG Partners	-	-	-
Oct-17	VLS Recovery Services	Offers waste management and railcar cleaning services	Aurora Capital Partners	-	-	-
Oct-17	Swingle	Provides lawn care services	Nature's Trees	-	-	-
Oct-17	Design Cuisine	Provides food catering services	Elior North America	-	-	-

Source: Capital IQ, Mergermarket, Company Filings

Global Industry Groups

Business Services

Consumer

Energy, Power
& Infrastructure

Healthcare

Industrials

Technology, Media
& Telecom

Global Locations

Amsterdam

Beijing

Chicago

Dallas

Frankfurt

London

Los Angeles

Madrid

Milan

Moscow

Mumbai

Munich

New York

Paris

San Francisco

São Paulo

Tokyo

Vienna

Zurich

Advisory Services

Mergers & Acquisitions

Debt Advisory

JV & Partnering

Valuations & Opinions

Special Situations

About Lincoln International

Lincoln International specializes in merger and acquisition advisory services, debt advisory services, private capital raising and restructuring advice on mid-market transactions. Lincoln International also provides fairness opinions, valuations and joint venture and partnering advisory services on a wide range of transaction sizes. With nineteen offices in the Americas, Asia and Europe, Lincoln International has strong local knowledge and contacts in key global economies. The firm provides clients with senior-level attention, in-depth industry expertise and integrated resources. By being focused and independent, Lincoln International serves its clients without conflicts of interest. More information about Lincoln International can be obtained at www.lincolninternational.com.

Lincoln's Facilities Services Team

North America

Michael J. Iannelli

Managing Director (Chicago)
miannelli@lincolninternational.com
+1 (312) 580-6281

Lucien G. Webb

Managing Director (Chicago)
lwebb@lincolninternational.com
+1 (312) 506-2747

Andrew Schwartz

Director (Chicago)
aschwartz@lincolninternational.com
+1 (312) 506-2726

Disclaimer

This document contains significant assumptions and has been prepared based on publicly available information, or additional information supplied by the owners and/or managers of the company(ies) described in this document, which has not been independently verified. Accuracy and completeness of the information provided has been presumed and, therefore, its content may or may not be accurate and complete. No representation or warranty, either express or implied, is provided in relation to the accuracy, completeness or reliability of the information or statements made in this document and Lincoln International, its affiliates, directors, officers, employees and representatives expressly disclaim any and all liability with regards thereto. This document has been prepared for informational purposes only, is not a research report (as such term is defined by applicable law and regulations) and is not to be relied on by any person for any purpose. In addition, it is not to be construed as an offer to buy or sell or a solicitation of an offer to buy or sell any financial instruments or to participate in any particular trading strategy. No part of this material may be copied or duplicated in any form, or redistributed, without the prior written consent of Lincoln International.