

EMS Index Outperforms S&P in Q4 2009

Winner's Circle*

Company	Percentage	Tier
Jabil Circuit Inc.	30%	I
Sypris Solutions	11%	II
Key Tronic Corp.	64%	III
SigmaTron International	45%	IV

Worst Performers*

Company	Percentage	Tier
Flextronics International	(2%)	I
Nam Tai Electronics Inc.	(3%)	II
LaBarge Inc.	7%	III
Winland Electronics Inc.	(10%)	IV

* Based on quarter-over-quarter share price performance

EMS Stock Highlights

- Large Index has increased 9.3% from last quarter
- Mid Index has increased 5.5% from last quarter
- Small Index has increased 18.7% from last quarter
- Micro Index has increased 4.8% from last quarter

Valuations

From last quarter:

Multiples for Large tier EMS companies increased due to an increase in equity values.

Mid tier EMS company multiples increased due to lower EBITDA and higher equity values.

Small tier EMS company multiples increased due to higher equity values.

Multiples for Micro tier EMS companies decreased due to lower net debt and stable EBITDA.

EMS Size Guide

(Sales Dollars)

Large (Tier I)

Greater than \$3 billion

Mid (Tier II)

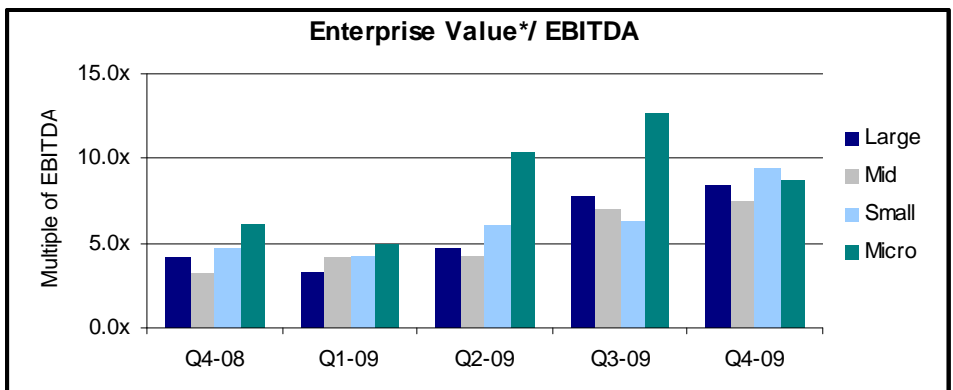
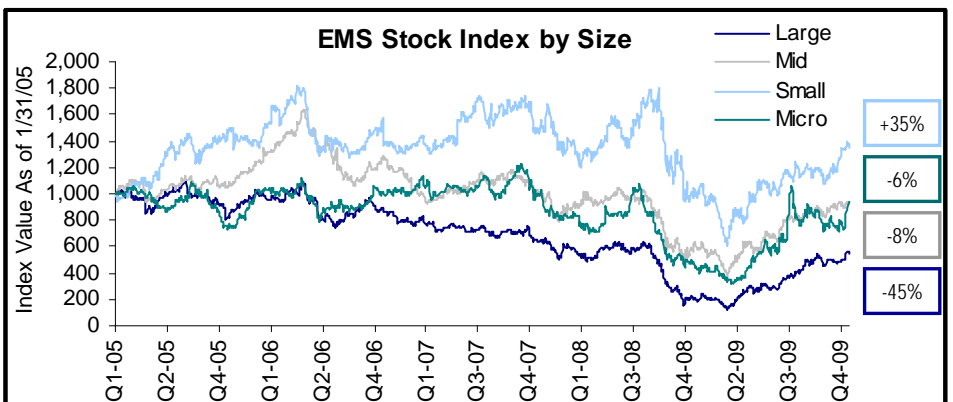
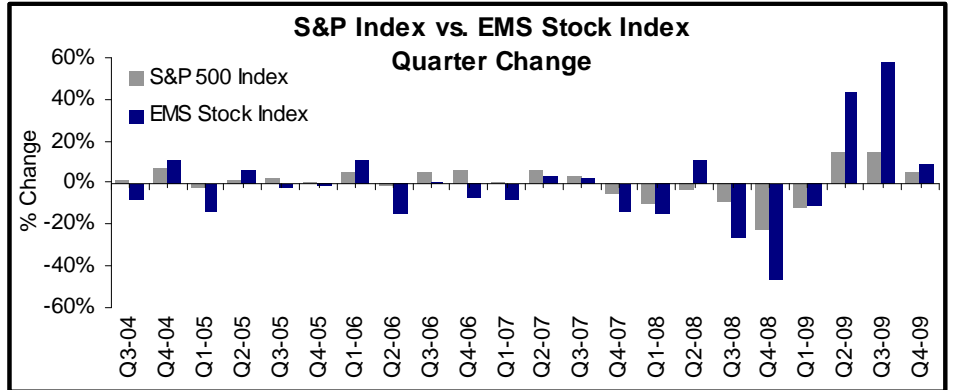
\$300 million to \$3 billion

Small (Tier III)

\$150 million to \$300 million

Micro (Tier IV)

Below \$150 million



* Enterprise Value is calculated as Market Cap on December 31, 2009 plus debt, preferred equity and minority interest less cash
Note: Starting in Q4 2009, Simclar was removed from the Index and SigmaTron was moved to the Micro tier

About the EMS Stock Index

Similar to the S&P 500 Index, the EMS Stock Index is a market cap weighted composite index. The index is prepared by first selecting a base period, in this case, Q1 2003, and totaling the market caps of the companies for each tier in this period. This period and total market cap is set to a base index, in this case, 1,000. Next, for each tier, the current period's total market cap is calculated, divided by the base period's total market cap and then multiplied by the base index (1,000). The result is the index value used for plotting in the graph above.

EMS Stock Index Data

	Stock Price	LTM Sales (\$M)	Diluted EPS	Ave. Cash Conversion Cycle (days)	Current Ratio	EV/ EBITDA	EV/ Sales	Market Cap (\$M)	Net Debt (\$M)
Large									
Celestica Inc.	\$ 9.65	\$ 6,363	\$ (3.48)	33.1	1.73	5.3x	0.2x	\$ 2,213	\$(680)
Elcoteq SE	1.32	3,093	(1.17)	4.2	0.95	9.3x	0.1x	169	251
Flextronics International Ltd.	7.31	25,350	(7.86)	13.7	1.25	9.3x	0.3x	5,938	586
Jabil Circuit Inc.	17.37	11,390	(4.12)	21.9	1.36	8.7x	0.4x	3,719	332
Sanmina-SCI Corp.	11.03	5,177	(1.65)	54.2	2.07	9.2x	0.3x	867	539
Mid									
Benchmark Electronics Inc.	18.91	2,071	(2.56)	80.1	3.85	8.1x	0.4x	1,218	(426)
CTS Corp.	9.62	528	(0.96)	60.9	1.95	9.4x	0.6x	326	9
Nam Tai Electronics Inc.	5.23	483	(0.29)	15.5	3.35	1.6x	0.1x	234	(189)
Plexus Corp.	28.48	1,617	1.17	75.6	2.35	10.7x	0.6x	1,127	(98)
Sypris Solutions Inc.	2.82	336	(7.71)	45.8	1.12	NM	0.4x	55	64
Small									
Key Tronic Corp.	3.85	178	0.09	78.6	2.39	7.2x	0.2x	39	(2)
LaBarge Inc.	12.05	268	0.61	114.1	2.07	8.2x	0.9x	192	38
Raven Industries Inc.	31.69	242	1.52	108.9	4.79	10.7x	2.2x	571	(46)
SMTC Corp.	0.88	219	(0.40)	44.6	1.38	8.6x	0.2x	13	22
Sparton Corp.	6.04	216	(1.12)	92.6	1.58	12.8x	0.2x	60	(17)
Micro									
IEC Electronics Corp.	5.30	68	0.52	63.6	2.50	10.7x	0.8x	47	8
Nortech Systems Inc.	3.25	87	(1.32)	103.2	1.73	NM	0.2x	9	12
SigmaTron International Inc.	5.06	111	(0.00)	149.6	1.56	6.8x	0.3x	19	17
Winland Electronics Inc.	0.77	26	(0.42)	82.1	2.64	NM	0.2x	3	1

Note: Data in table above is sourced from Capital IQ as of December 31, 2009 or latest available.

Stock price adjusted for dividends and splits.

About Lincoln International

Lincoln International specializes in merger and acquisition services, debt advisory services, UK pension advisory services and providing fairness opinions and valuations for leading organizations involved in mid-market transactions. With offices in Chicago, Frankfurt, London, Los Angeles, Madrid, New York, Paris, Tokyo and Vienna, and strategic partnerships with China Everbright in China and ICICI Securities, Inc. in India, Lincoln International has strong local knowledge and contacts in the key global economies. The organization provides clients with senior-level attention, in-depth industry expertise and integrated resources. By being focused and independent, Lincoln International serves its clients without conflicts of interest. More information about Lincoln International can be obtained at www.lincolninternational.com.

Contact

Lincoln International's Electronics Group is led by a former CEO of a public EMS company. The firm's Electronics team provides transactional, financial and strategic advisory services to electronics companies and private equity groups. For more information, please contact:

NORTH AMERICA

Jack Calderon,
Managing Director
jcalderon@lincolninternational.com

Chaim Lubin,
Associate
clubin@lincolninternational.com

EUROPE

Matthias Norweg,
Director (Frankfurt)
m.norweg@lincolninternational.de

Iván Marina,
Managing Director (Madrid)
i.marina@lincolninternational.es

Géraud Estrangin,
Director (France)
g.estrangin@lincolninternational.fr

ASIA

Tetsuya Fujii,
Managing Director and
President - Japan (Tokyo)
tfujii@lincolninternational.com

Hideyuki Fujisawa,
Director (Tokyo)
hfuji@lincolninternational.com



CHICAGO | FRANKFURT | LONDON | LOS ANGELES
MADRID | NEW YORK | PARIS | TOKYO | VIENNA

Contributors

Cynthia Goulet, Analyst: cgoulet@lincolninternational.com
Michael Son, Analyst: mson@lincolninternational.com