

EMS Index Underperforms S&P in Q2 2011

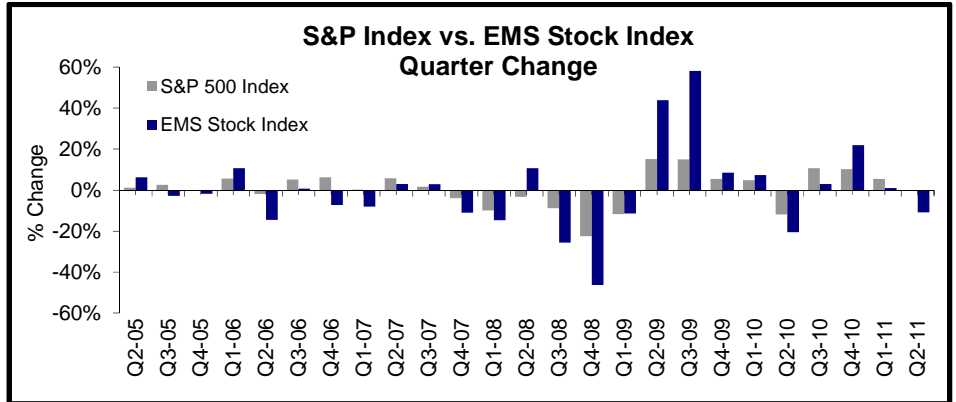
Winner's Circle

Company	Change (%)	Tier
Jabil Circuit Inc.	(1%)	I
Plexus Corp.	(1%)	II
Sparton Corp.	32%	III

Worst Performers

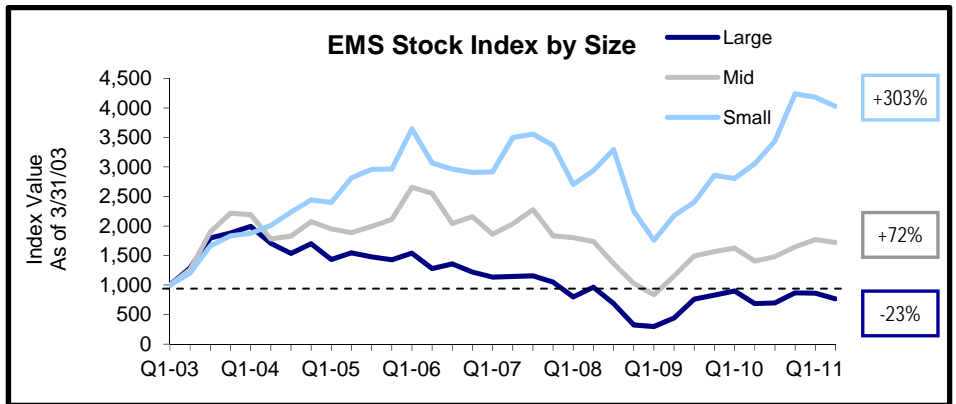
Company	Change (%)	Tier
Celestica Inc.	(18%)	I
Elcoteq SE	(38%)	II
SMTC Corp.	(31%)	III

Note: Based on quarter-over-quarter share price performance



EMS Stock Highlights

- Large Index has decreased 10.8% from last quarter
- Mid Index has decreased 2.8% from last quarter
- Small Index has decreased 3.7% from last quarter



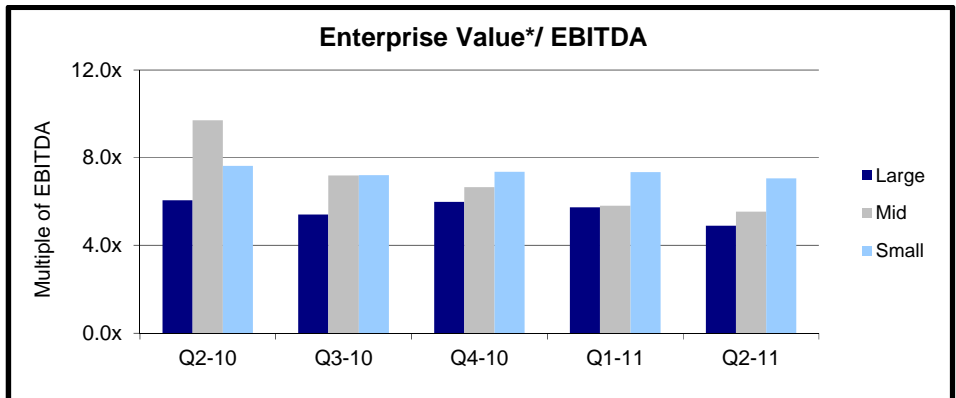
EBITDA Margins

Large Tier	4.6%
Mid Tier	5.7%
Small Tier	5.3%

YOY LTM Revenue Growth

Large Tier	18.6%
Mid Tier	21.9%
Small Tier	22.9%

Source: Capital IQ as of June 30, 2011
Note: Average for each sector, YOY stands for year-over-year



*Enterprise Value is calculated as Market Cap on June 30, 2011 plus debt, preferred equity and minority interest less cash

Note: See the following page for specific company classifications

EMS Size Guide

(Sales Dollars)

Large (Tier I)

Greater than \$3 billion

Mid (Tier II)

\$300 million to \$3 billion

Small (Tier III)

Below \$300 million

About the EMS Stock Index

Similar to the S&P 500 Index, the EMS Stock Index is a market cap weighted composite index. The index is prepared by first selecting a base period, in this case, Q1 2003, and totaling the market caps of the companies for each tier in this period. This period and total market cap is set to a base index, in this case, 1,000. Next, for each tier, the current period's total market cap is calculated, divided by the base period's total market cap and then multiplied by the base index (1,000). The result is the index value used for plotting in the graph above.

EMS Stock Index Data

	Stock Price	LTM Sales (\$M)	Diluted EPS	Avg. Cash Conversion Cycle (days)	Current Ratio	EV/ EBITDA	EV/ Sales	Market Cap (\$M)	Net Debt (\$M)
Large									
Celestica Inc.	\$ 8.76	\$ 6,808	\$ 0.37	33.9	1.71	5.2x	0.2x	\$ 1,896	\$ (584)
Flextronics International Ltd.	6.42	28,680	0.75	12.9	1.33	4.5x	0.2x	4,751	472
Jabil Circuit Inc.	20.20	16,099	1.48	14.9	1.36	5.4x	0.3x	4,414	276
Sanmina-SCI Corp.	10.33	6,544	1.13	46.6	2.24	4.5x	0.2x	832	679
Mid									
Benchmark Electronics Inc.	16.50	2,369	1.25	82.4	3.95	5.3x	0.3x	1,002	(322)
CTS Corporation	9.67	575	0.65	60.8	2.32	7.3x	0.6x	332	6
Elcoteq SE	1.13	1,496	(1.97)	8.0	1.00	5.7x	0.1x	37	35
Nam Tai Electronics, Inc.	5.52	617	0.39	10.5	2.91	0.9x	0.1x	247	(214)
Plexus Corp.	34.81	2,226	2.44	69.8	2.09	8.6x	0.6x	1,310	4
Small									
IEC Electronics Corp.	6.55	117	0.57	80.9	1.99	9.3x	0.9x	64	46
Key Tronic Corp.	4.56	250	0.62	73.8	2.76	5.7x	0.2x	47	13
Nortech Systems Inc.	3.90	107	0.38	80.0	1.44	8.1x	0.2x	11	14
SigmaTron International Inc.	4.59	148	0.89	122.2	3.60	4.7x	0.3x	18	28
SMTC Corp.	2.03	258	0.69	49.8	1.61	4.0x	0.2x	33	20
Sparton Corp.	10.22	182	0.99	89.6	1.88	9.5x	0.4x	105	(24)
Sypris Solutions Inc.	4.12	280	(0.32)	43.9	1.49	8.2x	0.3x	82	7

Source: Capital IQ as of June 30, 2011; stock price adjusted for dividends and splits

About Lincoln International

Lincoln International specializes in merger and acquisition advisory services, private capital raising and restructuring advice on mid-market transactions. Lincoln International also provides fairness opinions, valuations and pension advisory services on a wide range of transaction sizes. With twelve offices in Asia, Europe and North America, and strategic partnerships with leading institutions in China and Korea, Lincoln International has strong local knowledge and contacts in the key global economies. The organization provides clients with senior-level attention, in-depth industry expertise and integrated resources. By being focused and independent, Lincoln International serves its clients without conflicts of interest. More information about Lincoln International can be obtained at www.lincolninternational.com.

Contact

Lincoln International's Electronics Group is led by a former CEO of a public EMS company. The firm's Electronics team provides transactional, financial and strategic advisory services to electronics companies and private equity groups. For more information, please contact:

NORTH AMERICA

Jack Calderon,
Managing Director (Chicago)
jcalderon@lincolninternational.com

Chaim Lubin,
Associate (Chicago)
clubin@lincolninternational.com

Cynthia Goulet,
Associate (Chicago)
cgoulet@lincolninternational.com

EUROPE

Matthias Norweg,
Director (Frankfurt)
m.norweg@lincolninternational.de

Iván Marina,
Managing Director (Madrid)
i.marina@lincolninternationales.es

Géraud Estrangin,
Director (Paris)
g.estrangin@lincolninternational.fr

ASIA

Tetsuya Fujii,
Managing Director and
President - Japan (Tokyo)
tfujii@lincolninternational.com

Hideyuki Fujisawa,
Director (Tokyo)
hfuji@lincolninternational.com

T.N. Giridhar,
Managing Director and
President - India (Mumbai)
tngiridhar@lincolninternational.com



AMSTERDAM | CHICAGO | FRANKFURT | LONDON
LOS ANGELES | MADRID | MOSCOW | MUMBAI
NEW YORK | PARIS | TOKYO | VIENNA

Contributors

Matt Halverson, Analyst: mhalverson@lincolninternational.com