

EMS Index Underperforms S&P in Q4 2011

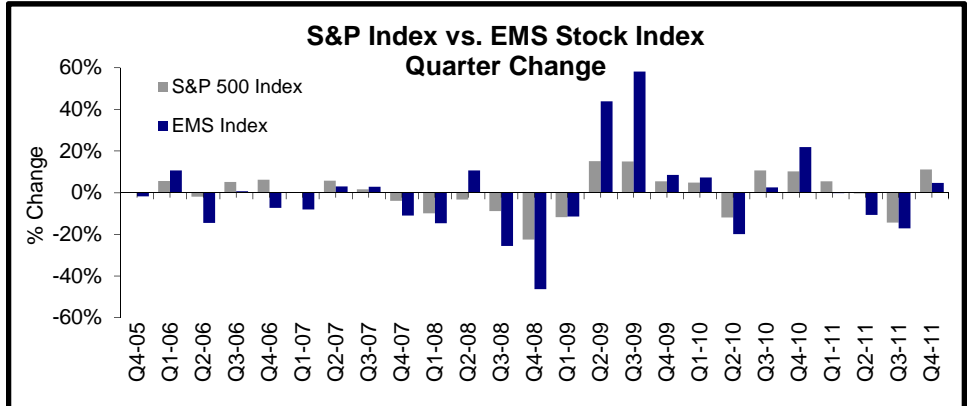
Winner's Circle

Company	Share	Tier
Sanmina-SCI Corp.	39%	I
Sypris Solutions Inc.	35%	II
SMTC Corp.	89%	III

Worst Performers

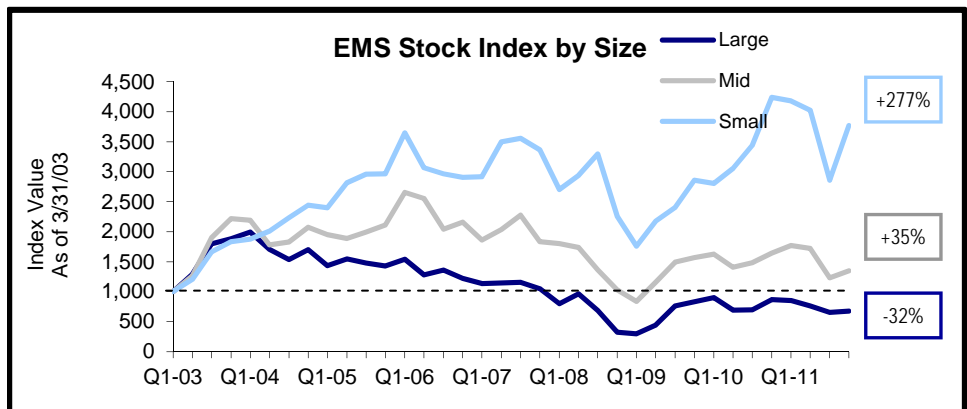
Company	Share	Tier
Flextronics International	1%	I
Benchmark Electronics	4%	II
Nortech Systems	(7%)	III

Note: Based on quarter-over-quarter share price performance



EMS Stock Highlights

- Large Index has increased 2.9% from last quarter
- Mid Index has increased 9.8% from last quarter
- Small Index has increased 31.9% from last quarter



EBITDA Margins

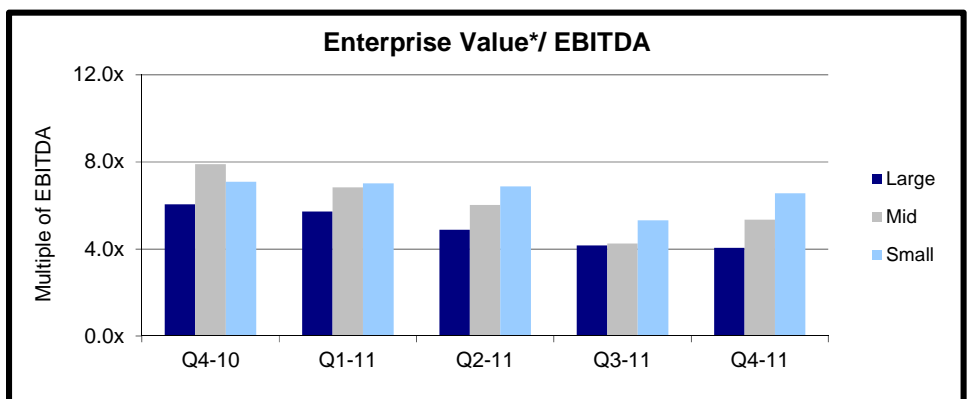
Large Tier	4.6%
Mid Tier	5.4%
Small Tier	5.1%

YOY LTM Revenue Growth

Large Tier	10.6%
Mid Tier	7.7%
Small Tier	13.1%

Source: Capital IQ as of Dec. 31, 2011

Note: Average for each sector, YOY stands for year-over-year



*Enterprise Value is calculated as Market Cap on December 31, 2011 plus debt, preferred equity and minority interest less cash

Note: See the following page for specific company classifications

EMS Size Guide

(Sales Dollars)

Large (Tier I)

Greater than \$3 billion

Mid (Tier II)

\$300 million to \$3 billion

Small (Tier III)

Below \$300 million

About the EMS Stock Index

Similar to the S&P 500 Index, the EMS Stock Index is a market cap weighted composite index. The index is prepared by first selecting a base period, in this case, Q1 2003, and totaling the market caps of the companies for each tier in this period. This period and total market cap is set to a base index, in this case, 1,000. Next, for each tier, the current period's total market cap is calculated, divided by the base period's total market cap and then multiplied by the base index (1,000). The result is the index value used for plotting in the graph above.

EMS Stock Index Data

	Stock Price	LTM Sales (\$M)	Diluted EPS	Avg. Cash Conversion Cycle (days)	Current Ratio	EV/ EBITDA	EV/ Sales	Market Cap (\$M)	Net Debt (\$M)
Large									
Celestica Inc.	\$ 7.32	\$ 7,336	\$ 0.65	33.3	1.80	3.5x	0.1x	\$ 1,556	\$ (586)
Flextronics International Ltd	5.66	30,284	0.77	9.4	1.26	4.0x	0.2x	4,037	613
Jabil Circuit Inc.	19.66	16,763	1.78	12.4	1.33	4.7x	0.3x	4,120	334
Sanmina-SCI Corp.	9.31	6,602	0.83	51.3	2.08	4.1x	0.2x	755	636
Mid									
Benchmark Electronics Inc.	13.47	2,321	1.14	93.7	3.62	5.1x	0.2x	778	(243)
CTS Corporation	9.20	590	0.56	64.5	2.40	8.0x	0.5x	316	1
Nam Tai Electronics, Inc.	5.31	624	0.25	8.4	2.95	2.0x	0.1x	238	(189)
Plexus Corp.	27.38	2,231	2.30	72.7	2.22	6.8x	0.4x	948	51
Sypris Solutions Inc.	3.92	319	0.24	35.4	1.33	4.8x	0.2x	78	(3)
Small									
IEC Electronics Corp.	4.76	133	0.68	62.3	1.72	6.4x	0.7x	52	35
Key Tronic Corp.	4.69	260	0.50	82.6	2.58	7.3x	0.2x	49	11
Nortech Systems Inc.	3.14	113	0.40	82.3	1.41	6.4x	0.2x	9	12
SigmaTron International Inc.	3.30	154	0.24	136.7	4.33	5.2x	0.3x	13	27
SMTC Corp.	2.82	214	0.17	76.9	1.63	9.0x	0.3x	46	24
Sparton Corp.	8.70	209	0.47	93.6	2.07	5.1x	0.3x	90	(25)

Source: Capital IQ as of December 31, 2011; stock price adjusted for dividends and splits

About Lincoln International

Lincoln International specializes in merger and acquisition advisory services, debt advisory services, private capital raising and restructuring advice on mid-market transactions. Lincoln International also provides fairness opinions, valuations and pension advisory services on a wide range of transaction sizes. With twelve offices (three in the Americas, two in Asia, and seven in Europe) and strategic partnerships with leading institutions in China and Korea, Lincoln International has strong local knowledge and contacts in the key global economies. The firm provides clients with senior-level attention, in-depth industry expertise and integrated resources. By being focused and independent, Lincoln International serves its clients without conflicts of interest. More information about Lincoln International can be obtained at www.lincolninternational.com.

Contact

Lincoln International's Electronics Group is led by a former CEO of a public EMS company. The firm's Electronics team provides transactional, financial and strategic advisory services to electronics companies and private equity groups. For more information, please contact:

NORTH AMERICA

Jack Calderon,
Managing Director (Chicago)
jcalderon@lincolninternational.com

Chaim Lubin,
Vice President (Chicago)
clubin@lincolninternational.com

Cynthia Goulet,
Associate (Chicago)
cgoulet@lincolninternational.com

Pat Larsen,
Associate (Chicago)
plarsen@lincolninternational.com

EUROPE

Matthias Norweg,
Director (Frankfurt)
m.norweg@lincolninternational.de

Iván Marina,
Managing Director (Madrid)
i.marina@lincolninternational.es

Géraud Estrangin,
Director (Paris)
g.estrangin@lincolninternational.fr

ASIA

Tetsuya Fujii,
Managing Director and
President - Japan (Tokyo)
tfujii@lincolninternational.com

Hideyuki Fujisawa,
Director (Tokyo)
hfuji@lincolninternational.com

T.N. Giridhar,
Managing Director and
President - India (Mumbai)
tngiridhar@lincolninternational.com