

Market Update

Facilities Services

Q1 2016



FS Stock Highlights

From last quarter:

- LI Facilities Services Index increased 1.7%
- S&P 1500 Environmental and Facilities Services Index increased 10.0%
- S&P 500 Index increased 0.8%
- Facilities Services Enterprise Value / LTM EBITDA multiples increased 2.8% to 11.2x

LI Facilities Services ("FS") Index begins 2016 with a 1.7% increase in Q1

About the LI Facilities Services Index

The LI Facilities Services Index is a market cap weighted composite stock index similar to the S&P 500 Index. The index is prepared by first selecting a base period, in this case, Q2 2014, and totaling the market caps of the companies in this period. This period and the total market cap is set to a base index at 100%. Next, the current period's total market cap is calculated, divided by the base period's total market cap

and then multiplied by the base index (100%). The result is the index value used for plotting the Relative Stock Index Performance graph above. A full list of the companies included in the LI Facilities Services Index can be found on page 3. Figures shown above are historically updated to reflect the updated LI Facilities Services Index.

Recent Facilities Services Transactions

CIVIC
has sold
ICGA
to
MERIT CAPITAL PARTNERS

GRYPHON INVESTORS
has acquired
JENSEN HUGHES
from
HERON

WASHING SYSTEMS
has received a significant investment from
GRYPHON INVESTORS

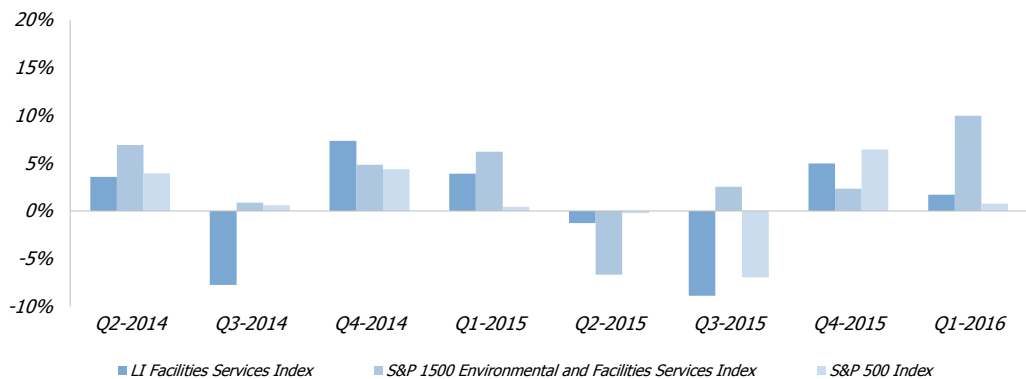
STERLING
has sold
LAZER SPOT
to
GREENBRIAR EQUITY GROUP LLC

Quarter over Quarter Performance

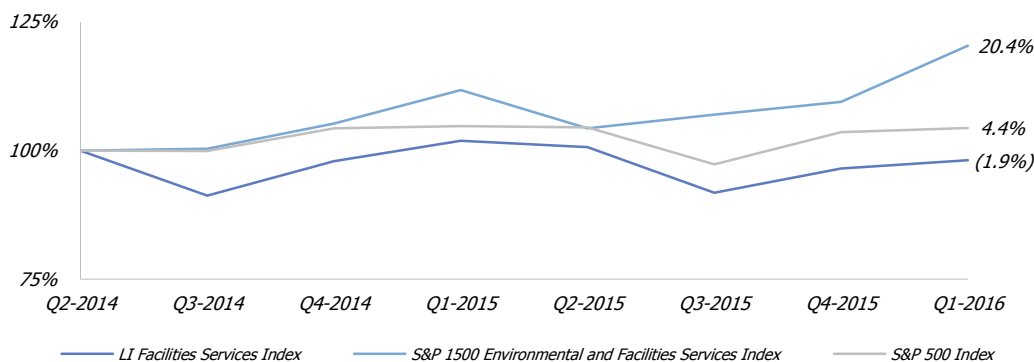
Outperformers	Change	Underperformers	
Prosegur Compañía de Seguridad, S.A.	16.5%	G4S plc	(15.5%)
G&K Services Inc.	16.5%	Interserve plc	(16.7%)
ABM Industries Incorporated	13.5%	MITIE Group plc	(17.4%)

Based on quarter-over-quarter share price performance

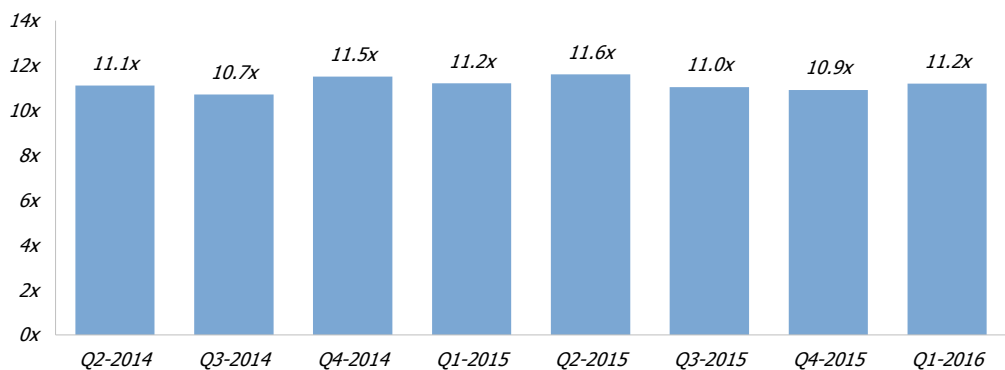
Quarter over Quarter Stock Index Change



Two Year Relative Stock Index Performance



Enterprise Value⁽¹⁾ / LTM EBITDA Multiples



Source: Capital IQ as of 03/31/2016

(1) Enterprise Value is calculated as market capitalization plus total net debt, preferred equity and minority interest

Heard on the Street

01/07/2016: Unifirst, the Massachusetts-based provider of workplace uniforms and protective work wear clothing, continues to look for acquisitions with a focus on family-owned businesses

01/12/2016: Commercial Cleaning Systems, a U.S.-based provider of commercial janitorial services, has partnered with Silver Oak Services

02/22/2016: Spotless, the Australian provider of outsourced facility services, is attracting bankers as it is a possible takeover candidate

03/10/2016: G4S, the UK-based security services company, has disclosed plans to sell businesses with combined revenues of about GBP 400m (\$565m)

03/16/2016: Bilfinger, the German engineering and services group, is reviewing offers for its Building and Facility segment

03/23/2016: Cintas, the Ohio-based supplier of corporate identity uniform programs, continues to seek tuck-in acquisitions

LI Facilities Services Index Stock Data

(\$ in millions except per share data)

Company	Current Price	52-Wk High	Market Cap	Enterprise Value	Diluted EPS	LTM Rev	EV/LTM Rev	EV/LTM EBITDA	EV/LTM EBIT	LTM Growth Rev	LTM Growth EBITDA	EBITDA Margin	Net Debt/EBITDA
ABM Industries Incorporated	\$32.31	\$34.00	\$1,812	\$2,038	\$0.93	\$4,972	0.4x	13.9x	23.0x	7.7%	(15.6%)	2.9%	1.5x
Aramark	33.12	35.06	8,012	13,486	0.99	14,337	0.9x	11.5x	20.4x	(2.9%)	3.2%	8.2%	4.7x
Cintas Corporation	89.81	94.35	9,711	10,624	3.84	4,777	2.2x	11.6x	14.0x	6.9%	10.2%	19.2%	1.0x
Comfort Systems USA Inc.	31.77	35.00	1,189	1,162	1.30	1,581	0.7x	10.3x	13.0x	12.0%	77.4%	7.1%	(0.4x)
Compass Group plc	17.69	18.70	29,076	32,927	0.52	26,617	1.2x	13.6x	17.4x	(2.6%)	(0.9%)	9.1%	1.7x
EMCOR Group Inc.	48.60	52.37	2,948	2,783	2.72	6,719	0.4x	7.7x	9.7x	4.6%	1.8%	5.4%	(0.5x)
FirstService Corporation	41.13	45.00	1,481	1,730	0.59	1,264	1.4x	17.2x	24.1x	11.7%	37.7%	8.0%	1.5x
G&K Services Inc.	73.25	73.46	1,457	1,686	3.03	950	1.8x	11.6x	15.1x	3.0%	4.0%	15.3%	1.6x
G4S plc	2.75	4.46	4,244	6,842	0.01	10,121	0.7x	11.5x	20.4x	(5.2%)	(26.4%)	5.9%	4.4x
Interserve plc	6.25	9.69	904	1,455	0.47	4,726	0.3x	6.9x	12.6x	4.1%	0.0%	4.5%	2.6x
Johnson Controls Inc.	38.97	54.52	25,262	32,842	2.15	36,484	0.9x	10.8x	15.1x	(6.2%)	(2.2%)	8.3%	2.1x
Matrix Service Company	17.70	26.22	477	399	0.85	1,321	0.3x	8.5x	16.6x	(5.0%)	(25.3%)	3.5%	(1.6x)
MITIE Group plc	3.70	4.91	1,312	1,641	0.20	3,477	0.5x	7.5x	9.4x	(4.0%)	(42.0%)	6.3%	1.5x
Prosegur Compañía de Seguridad, S.A.	5.64	6.39	3,373	4,100	0.31	4,300	1.0x	8.4x	11.3x	(6.1%)	(4.2%)	11.3%	1.4x
Rentokil Initial plc	2.55	2.57	4,633	6,067	0.07	2,594	2.3x	10.0x	18.7x	(4.4%)	(5.9%)	23.3%	2.4x
Rollins Inc.	27.12	30.42	5,932	5,797	0.70	1,485	3.9x	20.3x	24.0x	5.2%	9.0%	19.2%	(0.5x)
Securitas AB	16.60	17.01	6,060	7,358	6.67	9,579	0.8x	12.1x	16.4x	6.7%	8.5%	6.4%	2.0x
ServiceMaster Global Holdings, Inc.	37.68	42.21	5,111	7,551	1.19	2,594	2.9x	13.1x	15.3x	5.6%	7.2%	22.2%	4.2x
Sodexo S.A.	107.90	109.98	16,441	17,745	4.54	22,195	0.8x	11.3x	14.0x	(6.3%)	3.8%	7.1%	0.8x
Team, Inc.	30.38	47.55	892	1,218	0.70	980	1.2x	15.5x	27.0x	20.5%	(8.0%)	8.0%	4.2x
UniFirst Corp.	109.12	123.89	2,196	1,861	5.98	1,461	1.3x	6.8x	9.6x	1.8%	0.7%	18.8%	(1.2x)
Mean							1.2x	11.4x	16.5x	2.2%	1.6%	10.5%	1.6x
Median							0.9x	11.5x	15.3x	3.0%	0.7%	8.0%	1.5x
Adjusted Mean (excludes highest and lowest value)							1.1x	11.2x	16.4x	1.7%	(0.1%)	10.2%	1.6x

Source: Capital IQ

Note: All values based on publicly available data as of 03/31/2016

M&A Transaction Highlights

(\$ in millions)

Closed	Target	Target Description	Acquirer	Enterprise Value	EV/LTM Rev.	EV/LTM EBITDA
Announced	Ardent Services, L.L.C. and Rabalais Constructors, LLC	Provides electrical and instrumentation services	EMCOR Group	\$205	0.7x	-
Announced	Service Experts LLC	Provides HVAC system maintenance services	EnerCare Solutions	\$341	-	-
Announced	Tyco International plc	Provides security products and services	Johnson Controls	\$16,395	1.7x	10.6x
Announced	Remus Pest Control	Provides pest control services	Rentokil Initial plc	-	-	-
Announced	Exclusive Protection	Provides security services	SOS Security LLC	-	-	-
Announced	The ADT Corporation	Provides home security services	Protection 1	\$12,383	3.5x	6.8x
Announced	Remus Pest Control	Offers pest control services	Rentokil Initial plc	-	-	-
Mar-16	GreenShield Pest Control LLC	Provides residential pest services	Terminix Service	-	-	-
Mar-16	McRoberts Protective Agency	Provides security services	U.S. Security Associates	-	-	-
Mar-16	CulinArt	Provides food contracting services	Compass Group USA	-	-	-
Mar-16	Murray Pest & Weed Control (SA) Pty Ltd	Provides pest control services	Rollins	-	-	-
Feb-16	Systems Sales Corporation	Provides maintenance services for commercial fire alarm systems	Red Hawk Fire & Security, LLC	-	-	-
Feb-16	ShoffnerKalthoff Family of Companies	Offers mechanical contracting, HVAC and electrical contracting services	Comfort Systems USA	-	-	-
Jan-16	Chief Industrial Services	Provides industrial cleaning services	Covanta Environmental Solutions LLC	-	-	-
Jan-16	EnServe Group Limited	Provides facility services in the United States and Puerto Rico	Grovepoint Capital LLP; Rubicon Partners	-	-	-
Jan-16	Aspen Air Conditioning	Provides HVAC system maintenance services	American Residential Services LLC	-	-	-
Jan-16	Greenstar Home Services	Provides residential plumbing HVAC maintenance services	American Residential Services LLC	-	-	-
Jan-16	Abadi Hygiene Services Sdn Bhd	Provides hygienic cleaning solutions	Rentokil Initial plc	-	-	-
Jan-16	Knockout Pest Control Pty Ltd.	Provides commercial and industrial pest control services	Rentokil Initial plc	-	-	-
Jan-16	Temco Service Industries	Provides integrated facility and security support services	ATALIAN Global Services	-	-	-
Jan-16	Source Refrigeration & HVAC	Provides HVAC system maintenance services	Audax Group	-	-	-
Jan-16	Capital Elevator Services	Provides maintenance, repair and installation services on elevators	KONE	-	-	-

Source: Capital IQ, Mergermarket, Company Filings

Global Industry Groups

Aerospace & Defense
Automotive & Truck
Building & Infrastructure
Business Services
Chemicals
Consumer
Distribution
Electronics
Energy & Power
Financial Institutions
Food & Beverage
Healthcare
Industrials
Packaging
Technology & Media

Global Locations

Amsterdam
Beijing
Chicago
Frankfurt
London
Los Angeles
Madrid
Milan
Moscow
Mumbai
New York
Paris
São Paulo
Tokyo
Vienna
Zurich

Advisory Services

Mergers & Acquisitions
Debt Advisory
Valuations & Opinions
Special Situations

About Lincoln International

Lincoln International specializes in merger and acquisition advisory services, debt advisory services, private capital raising and restructuring advice on mid-market transactions. Lincoln International also provides fairness opinions, valuations and pension advisory services on a wide range of transaction sizes. With sixteen offices in the Americas, Asia and Europe, Lincoln International has strong local knowledge and contacts in key global economies. The firm provides clients with senior-level attention, in-depth industry expertise and integrated resources. By being focused and independent, Lincoln International serves its clients without conflicts of interest. More information about Lincoln International can be obtained at www.lincolninternational.com.

Lincoln's Facilities Services Team

North America

Lucien G. Webb
Managing Director (Chicago)
lwebb@lincolninternational.com
+1-312-506-2747

Michael J. Iannelli
Managing Director (Chicago)
miannelli@lincolninternational.com
+1-312-580-6281

Disclaimer

This document contains significant assumptions and has been prepared based on publicly available information, or additional information supplied by the owners and/or managers of the company(ies) described in this document, which has not been independently verified. Accuracy and completeness of the information provided has been presumed and, therefore, its content may or may not be accurate and complete. No representation or warranty, either express or implied, is provided in relation to the accuracy, completeness or reliability of the information or statements made in this document and Lincoln International, its affiliates, directors, officers, employees and representatives expressly disclaim any and all liability with regards thereto. This document has been prepared for informational purposes only, is not a research report (as such term is defined by applicable law and regulations) and is not to be relied on by any person for any purpose. In addition, it is not to be construed as an offer to buy or sell or a solicitation of an offer to buy or sell any financial instruments or to participate in any particular trading strategy. No part of this material may be copied or duplicated in any form, or redistributed, without the prior written consent of Lincoln International.